


**Biomes Marine Biology Center**  
6640 Post Rd  
North Kingstown, RI 02852  
(401) 885-4690

[www.biomescenter.com](http://www.biomescenter.com)  
[mark@biomescenter.com](mailto:mark@biomescenter.com)



## Field Trip Guide

Program Date(s):

Grade Level(s):

Start time:

# of students:

One chaperone free for every five students. No charge for teachers, aides and other essential school staff. Additional chaperones are charged student rate. Minimum charges apply for all small-group field trips:

**Price:** All grades private field trip (1 1/2 hour). \$10 per students and extra parent chaperones. There is a \$300 minimum charge for small groups.


**Payment options:** Email [mark@biomescenter.com](mailto:mark@biomescenter.com) if you need an invoice emailed to you. Payment may be made on the day of the trip or an invoice will be created for you to bring back to the school.

### Reminders:

- \* Review teacher guide and distribute chaperone guide to all attending adults.
- \* Print driving directions [www.biomescenter.com/directions/](http://www.biomescenter.com/directions/)
- \* Students may eat snack/lunch after the program in our indoor picnic area. Gift shop is only open after the field trip has concluded.
- \* **Absolutely no hand sanitizers, lotions or sun screen.** These are toxic to our animals.

# Biomes Marine Biology Center

## Field Trip Teacher's Guide



### Background

Welcome to your Biomes field trip. Most of the animals you will learn about are collected from Narragansett Bay. We house the largest collection of New England marine life in the world.

### Pre-trip

Your class needs to be divided into teams of 5-10 students, with no more than 12 groups total. There must be at least one adult with each group. Please have the students assigned to teams before arriving and have them enter the building in those groups with their chaperones. This will speed up the process of getting your students out on the floor to explore the exhibits.

### Arrival

Upon arrival, please leave the students on the bus while you come in to the building to check in and settle the admission fee (if not already pre-paid).

A staff member will show you where the class will be gathering and answer any initial questions. The students can then enter the building in their groups with their chaperones. Each group will be asked to sit together at a table. Once the class is seated a staff member will do a brief introduction and review the rules before we begin.

### During the trip


The center consists of three large "bays", with each bay made up of several learning stations. Each group will be given a clipboard with a set of scavenger hunt questions. As the students explore the center the scavenger hunt answers can be filled in. Answers can be found *anywhere* in the building. Adults should read each item to the students, leaving them free to find the information themselves.

While doing the activities students will have time to touch and pet many of the animals, however it is important that the scavenger hunt guides be followed throughout the program. There are over 100 kinds of animals at Biomes, and without these guides your students will miss many of the them.

As teams finish their scavenger hunt sheets, they can bring them to a staff member who will give them another sheet.

Lunches may be eaten at the conclusion of the field trip. Our gift shop is open during lunch and at the conclusion of the field trip. Remember that hand sanitizers and lotions are strictly forbidden. These products are harmful to our animals.

# Biomes Marine Biology Center Field Trip Chaperone's Guide



## Background

Welcome to your Biomes field trip. Most of the animals you will learn about are collected from Narragansett Bay. We house the largest collection of New England marine life in the world.

The teachers will assign you to a group of 5-10 students before arriving at the aquarium. Upon arrival, after the teacher has checked in, you will be asked to escort your team into the building. It is very important that you enter the building with your group and remain with them at all times. A staff member will direct you to a table where you will sit as your group receives a welcome and instructions. All jackets, lunches and other belongings can be left at the tables.

## During the Trip

The center consists of three large "bays", with each bay made up of several learning stations. Each group will be given a clipboard with a set of scavenger hunt questions. As the students explore the center the scavenger hunt answers can be filled in. Answers can be found *anywhere* in the building. Adults should read each item to the students, leaving them free to find the information themselves.

While doing the activities students will have time to touch and pet many of the animals, however it is important that the scavenger hunt guides be followed throughout the program. There are over 100 kinds of animals at Biomes, and without these guides your students will miss many of the them.

## Basic Rules to Follow

1. Students must remain with chaperones at all times.
2. Hand sanitizers and lotions are strictly forbidden. These products harm our animals.
3. Running is not allowed.
4. Animals are to be touched and handled gently.
5. Food is not allowed out on the floor or around the animals.
6. Hands will be washed before lunch. Students should not wash hands after petting animals since this will result in soap being introduced into our exhibits.
7. Our gift shop will only be open during lunch or at the conclusion of the field trip, not during their activities.
8. Please visit [www.biomescenter.com](http://www.biomescenter.com) before your trip to familiarize yourself with us.